



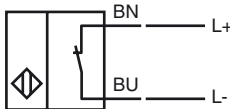
### Model Number

NJ1,5-18GM-N-D

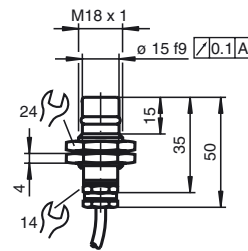
### Features

- 1.5 mm flush
- Compression proof up to 350 bar, dynamic on active surface
- Usable up to SIL2 acc. to IEC 61508

### Connection



## Dimensions



## Technical Data

### General specifications

Switching element function	NAMUR, NC
Rated operating distance	$s_n$ 1.5 mm
Installation	flush
Output polarity	DC
Assured operating distance	$s_a$ 0 ... 1.22 mm
Reduction factor $r_{AI}$	0.4
Reduction factor $r_{Cu}$	0.3
Reduction factor $r_{304}$	0.85

### Nominal ratings

Nominal voltage	$U_o$	8.2 V ( $R_i$ approx. 1 k $\Omega$ )
Switching frequency	$f$	0 ... 400 Hz
Hysteresis	$H$	typ. %
Current consumption		
Measuring plate not detected		$\geq 3$ mA
Measuring plate detected		$\leq 1$ mA

### Limit data

Operating pressure	350 bar (5076.4 psi)
--------------------	----------------------

### Functional safety related parameters

MTTF <sub>d</sub>	10880 a
Mission Time ( $T_M$ )	20 a
Diagnostic Coverage (DC)	0 %

### Ambient conditions

Ambient temperature	-25 ... 85 °C (-13 ... 185 °F)
---------------------	--------------------------------

### Mechanical specifications

Connection type	cable PVC , 2 m
Core cross-section	0.34 mm <sup>2</sup>
Housing material	Stainless steel 1.4305 / AISI 303
Sensing face	Ceramic
Protection degree	IP66 / IP68

### General information

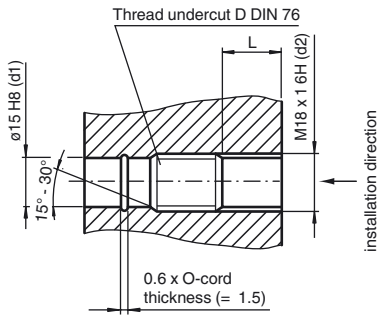
Use in the hazardous area	see instruction manuals
Category	2G; 1D

### Compliance with standards and directives

Standard conformity	
NAMUR	EN 60947-5-6:2000 IEC 60947-5-6:1999
Standards	EN 60947-5-2:2007 IEC 60947-5-2:2007

### Approvals and certificates

UL approval	cULus Listed, General Purpose
CSA approval	cCSAus Listed, General Purpose



L: recommended installation depth:  $L \geq 0.8 \times d2$

**ATEX 2G**

Instruction

**Device category 2G**

Directive conformity

Standard conformity

CE symbol

Ex-identification

EC-Type Examination Certificate

Appropriate type

Effective internal capacitance  $C_i$ Effective internal inductance  $L_i$ 

General

Highest permissible ambient temperature

Installation, Commissioning

Maintenance

**Special conditions**

Protection from mechanical danger

Electrostatic charging

**Manual electrical apparatus for hazardous areas**

for use in hazardous areas with gas, vapour and mist

94/9/EG

EN 60079-0:2006, EN 60079-11:2007

Ignition protection "Intrinsic safety"

Use is restricted to the following stated conditions

 0102

 II 2G Ex ia IIC T6

PTB 00 ATEX 2048 X

NJ1,5-18GM-N-D..

 $\leq 50$  nF ; a cable length of 10 m is considered. $\leq 60$   $\mu$ H ; a cable length of 10 m is considered.

The apparatus has to be operated according to the appropriate data in the data sheet and in this instruction manual. The EC-Type Examination Certificate has to be observed. The special conditions must be adhered to!

Directive 94/9/EG and hence also EC-Type Examination Certificates apply in general only to the use of electrical apparatus under atmospheric conditions.

The use in ambient temperatures of  $> 60$  °C was tested with regard to hot surfaces by the mentioned certification authority.

If the equipment is not used under atmospheric conditions, a reduction of the permissible minimum ignition energies may have to be taken into consideration.

The temperature ranges, according to temperature class, are given in the EC-Type Examination Certificate.

Laws and/or regulations and standards governing the use or intended usage goal must be observed. The intrinsic safety is only assured in connection with an appropriate related apparatus and according to the proof of intrinsic safety.

No changes can be made to apparatus, which are operated in hazardous areas. Repairs to these apparatus are not possible.

When used in the temperature range below  $-20$  °C the sensor should be protected from knocks by the provision of an additional housing.

Electrostatic charges must be avoided on the mechanical housing components. Dangerous electrostatic charges on the mechanical housing components can be avoided by incorporating these in the equipotential bonding.

**ATEX 1D**

Instruction

**Device category 1D**

Directive conformity

Standard conformity

CE symbol

Ex-identification

EC-Type Examination Certificate

Appropriate type

Effective internal capacitance  $C_i$ Effective internal inductance  $L_i$ 

General

Maximum housing surface temperature

Installation, Commissioning

Maintenance

**Special conditions**

Electrostatic charging

**Manual electrical apparatus for hazardous areas**

for use in hazardous areas with combustible dust

94/9/EG

IEC 61241-11:2002: draft; prEN61241-0:2002

type of protection intrinsic safety "ID"

Use is restricted to the following stated conditions

**CE** 0102**Ex** II 1D Ex iaD 20 T 108 °C (226.4 °F)

The Ex-relevant identification may also be printed on the accompanying adhesive label.

ZELM 03 ATEX 0128 X

NJ1,5-18GM-N-D..

≤ 50 nF ; a cable length of 10 m is considered.

≤ 60 μH ; a cable length of 10 m is considered.

The apparatus has to be operated according to the appropriate data in the data sheet and in this instruction manual.

The EC-Type Examination Certificate has to be observed.

The special conditions must be adhered to!

The maximum surface temperature of the housing is given in the EC-Type Examination Certificate.

Laws and/or regulations and standards governing the use or intended usage goal must be observed.

The intrinsic safety is only assured in connection with an appropriate related apparatus and according to the proof of intrinsic safety.

The associated apparatus must satisfy at least the requirements of category ia IIB or iaD. Because of the possibility of the danger of ignition, which can arise due to faults and/or transient currents in the equipotential bonding system, galvanic isolation in the power supply and signal circuits is preferable. Associated apparatus without electrical isolation must only be used if the appropriate requirements of IEC 60079-14 are met.

The intrinsically safe circuit has to be protected against influences due to lightning. When used in the isolating wall between Zone 20 and Zone 21 or Zone 21 und Zone 22 the sensor must not be exposed to any mechanical danger and must be sealed in such a way, that the protective function of the isolating wall is not impaired. The applicable directives and standards must be observed.

If the Ex-relevant identification is exclusively printed on the included adhesive label, this must be applied in the direct vicinity of the sensor! The surface to which the label is to be applied must be clean and free from grease! The applied adhesive label must be durable and legible to protect it against the possibility of chemical corrosion!

No changes can be made to apparatus, which are operated in hazardous areas.

Repairs to these apparatus are not possible.

The connection cables are to be laid in accordance with EN 50281-1-2 and must not normally be subjected to chaffing during use.

Electrostatic charges must be avoided on the mechanical housing components.

Dangerous electrostatic charges on the mechanical housing components can be avoided by incorporating these in the equipotential bonding.